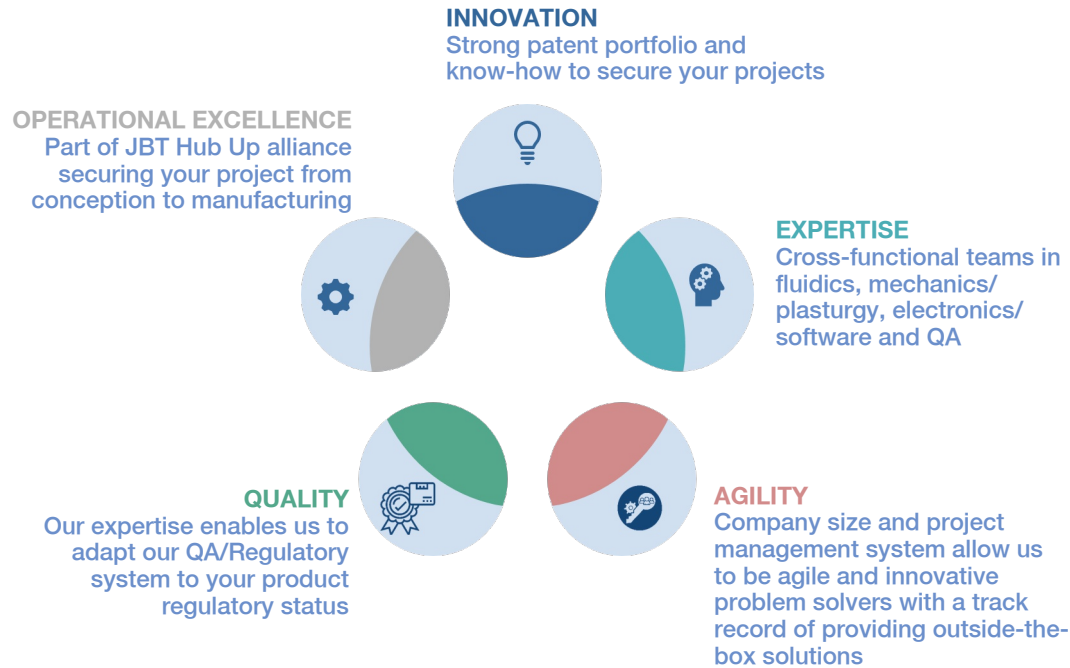




Transforming Patient Experience



INNOVATIVE AND ACCURATE e-DEVICES FOR AESTHETIC



To learn more, visit www.eveon.eu
and contact us contact@eveon.eu

How to inject easily dermal fillers with or without adjuvants?


New practices bring new challenges for filler providers willing to better serve patients, in a competitive market.


Intuity® Mix


Easy-to-use mixing device for adjuvant and dermal fillers

But mixing needs to be done extemporaneously due to poor stability of these adjuvants to sterilization.



 **Time consuming** for the doctor and assistant

 **Complex** heterogeneous mixing, dosing errors, user dependent

 **Not safe** biocontamination, needle stick injuries

Intuity® Ject HV

Aided injector for dermal fillers

Injection of viscous dermal fillers are often associated with problems for patients, MDs and filler providers.



 **Thumb tiring**
20N < F < 100N



 **Loss of product**
resilient injection



 **Imprecise**
inaccurate dosage

Intuity®, our solution for easy preparation and injection of dermal fillers with or without adjuvant



Intuity® Mix

Automated preparation, mixing dedicated to liquid-gel mixing, lyo reconstitution and emulsions



Intuity® Ject HV

Automatic and wireless injection device dedicated to viscous liquids and gel-like products

How it would work?

